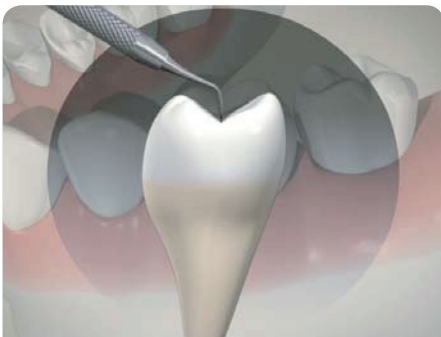
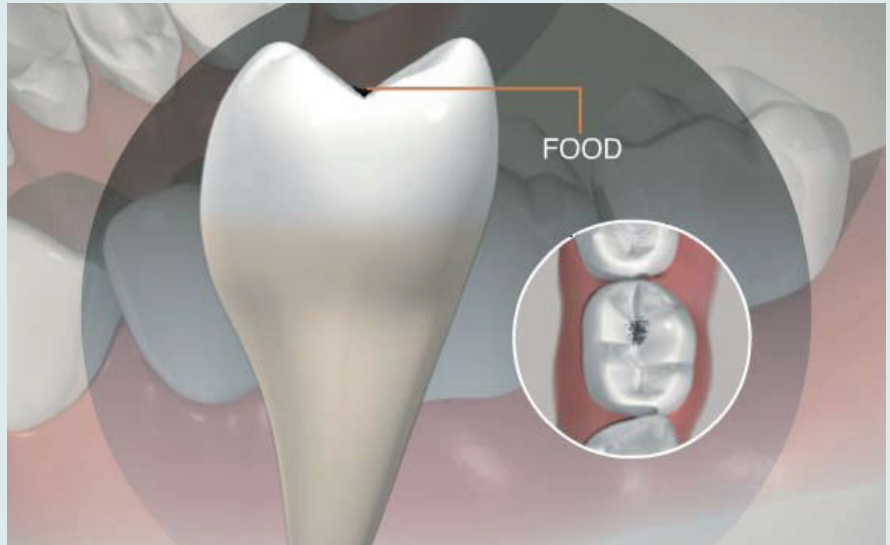


## Preventative - Sealants

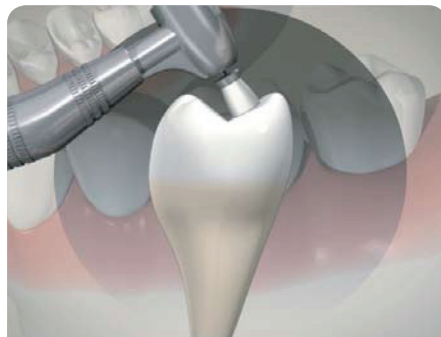
During a dental visit, your dentist may identify certain teeth that are prone to decay. A common preventative measure is the use of sealants.

Food and plaque become trapped on the surface of your teeth every day, and cause decay if the plaque is not removed.

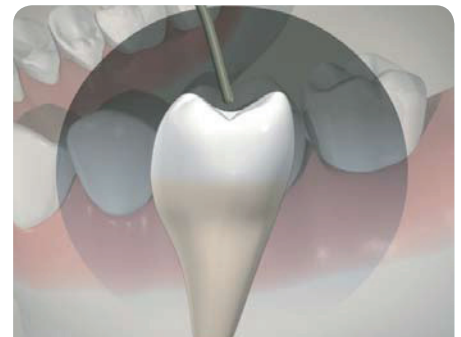
Once sealants are in place, they are an effective barrier against decay in the deep pits and fissures of your teeth.



To apply a sealant to deeper pits and fissures on the surface of your teeth, any food and plaque are first removed.



The teeth at risk of decay are then cleaned of any debris with an abrasive paste, to ensure a clean surface for the sealant.



A special conditioning solution is applied to the tooth to prepare it for the sealants. Sealants are placed in the pits and fissures of the teeth, and cured to create a barrier to food and plaque.

### Notes:

---

---

---